***

Organizer's Guide

Scavenger Hunt: Princesses & Knights

For Siobhan

Starring: Princess Rosalind
Ages: 4-6
Players: 5 kids
Time: 60–90 minutes
Steps: 8 (3 riddles + 5 challenges)

Made with ♥ by kidilab .com

At a Glance

1. Read the welcome letter to the kids and give them the first activity and the map board.
2. Each riddle they solve reveals the name of a hiding spot. For challenges, you tell them the hiding spot once they've completed the challenge.
3. In each hiding spot, the kids find a map piece + the next activity: they glue the piece onto the map board.
4. At the last hiding spot, they find the last map piece (the one with the treasure chest) + the map letter.
5. They put the map back together and find out where the treasure is.
6. They go to the treasure spot and discover the treasure, along with the congratulations letter and the diplomas!

What You Need

- The printed game kit (it has everything: riddles, challenges, letters, treasure map, and cutouts)
- The treasure map, cut into 8 pieces along the dotted lines
- The map board, plus glue to stick the pieces on
- The challenge cards, cut out (see the "Cutouts" pages of the game kit)
- The treasure to hide (candy, small toys, etc.)
- Supplies for the 5 challenges (details in the "Step-by-Step Guide" section)

Tips

- If the kids get stuck on a riddle, give them a hint (for example: "the answer starts with...")
- Encourage the kids to search together and help each other
- Keep an eye on the time so you can adjust the pace
- For challenges, check the box on the game sheet when the kids succeed

Setup (at least 30 minutes before the party)

- [ ] Print the game kit (starting at the “Game Kit” section)
- [ ] Cut the treasure map along the dotted lines (8 pieces)
- [ ] Cut out the challenge cards (“Cutouts” pages of the game kit)
- [ ] In each hiding spot, hide a map piece + the next activity:
  - [ ] Behind the door: map piece + Riddle 2
  - [ ] Kitchen: map piece + Challenge 3
  - [ ] Under the bed: map piece + Riddle 4
  - [ ] Living room: map piece + Challenge 5
  - [ ] In the fridge: map piece + Challenge 6
  - [ ] Under the cushion: map piece + Riddle 7
  - [ ] Bedroom: map piece + Challenge 8
  - [ ] Bathroom: map piece + map letter



The map piece with the treasure chest must be hidden in the last hiding spot (Bathroom).

- [ ] Put the treasure at the spot marked on the map, with the congratulations letter
- [ ] Get the supplies ready for the challenges (details in the “Step-by-Step Guide” section)
- [ ] Keep the welcome letter + Challenge 1 handy to start the hunt

Step-by-Step Guide

📜 Welcome letter

Read the welcome letter to the kids and give them the first challenge.

1. Challenge: The Rainbow Hunt

The grown-up calls out a color, and each child brings back something that color.

Supplies:

- A timer (optional)
- A play area with objects in lots of different colors

Setup:

1. Decide which rooms or areas are allowed for the search
2. Get a list of colors ready to call out (red, blue, green, yellow, orange, purple, white, black...)
3. Optional: set a time limit for each round (30 seconds to 1 minute)

✅ Once they succeed, tell the kids the name of the next hiding spot: **Behind the door**

📍 The kids go to the hiding spot "**Behind the door**" and find Riddle 2 + a map piece

2. Riddle: Rosalind's Mystery Picture

Answer: **KITCHEN** (= the next hiding spot)

📍 The kids go to the hiding spot "**Kitchen**" and find Challenge 3 + a map piece

3. Challenge: Animal Charades

Act out an animal so the others can guess it.

Supplies:

- Slips with animal pictures (included, ready to cut out)
- A hat or a bowl to draw from

Setup:

1. Cut out the slips (see the printable page): each one has a picture, so kids who can't read yet can play
2. Fold the slips and put them in a hat or a bowl
3. A grown-up can whisper the animal's name to help
4. Each child takes a turn acting

Words on the cutout cards:

🐱 Cat, 🦘 Kangaroo, 🐻 Bear, 🐓 Rooster, 🐘 Elephant, 🦒 Giraffe, 🐒 Monkey, 🐟 Fish, 🐧 Penguin, 🐔 Chicken

✅ Once they succeed, tell the kids the name of the next hiding spot: **Under the bed**

📍 The kids go to the hiding spot "**Under the bed**" and find Riddle 4 + a map piece

4. Riddle: Rosalind's Maze

Answer: **LIVING ROOM** (= the next hiding spot)

📍 The kids go to the hiding spot "**Living room**" and find Challenge 5 + a map piece

5. Challenge: The Mystery Bag

Guess what's hidden in a bag just by touching it, without looking.

Supplies:

- A bag you can't see through (a tote bag or a pillowcase)
- Objects to guess (one per player)
- Optional: a blindfold for extra mystery

Setup:

1. Pick objects that are easy to recognize by touch, and too big to fit in a mouth
2. Ideas: a tennis ball, a wooden spoon, a stuffed animal, a sock, a toy car, an apple
3. Put all the objects in the bag before the kids arrive
4. Keep a list of the objects to check the answers

Examples / ideas:

Tennis ball, Wooden spoon, Stuffed animal, Sock, Toy car, Apple, Pinecone, Sponge, Toothbrush, Rubber duck, Hairbrush, Plastic cup

✅ Once they succeed, tell the kids the name of the next hiding spot: **In the fridge**

📍 The kids go to the hiding spot "**In the fridge**" and find Challenge 6 + a map piece

***

Game Kit

🖨️ READY TO PRINT

This kit has everything you need to print: the welcome letter, the riddles and challenges, the map letter and the congratulations letter, the map board, and the cutouts (treasure map and challenge cards).

Made with ❤ by kidilab .com

Treasure Map — Cut Out

Cut out the 8 pieces along the dotted lines. Hide each piece in its hiding spot (see the setup checklist).

The piece with the treasure chest must be hidden in the last hiding spot: Bathroom

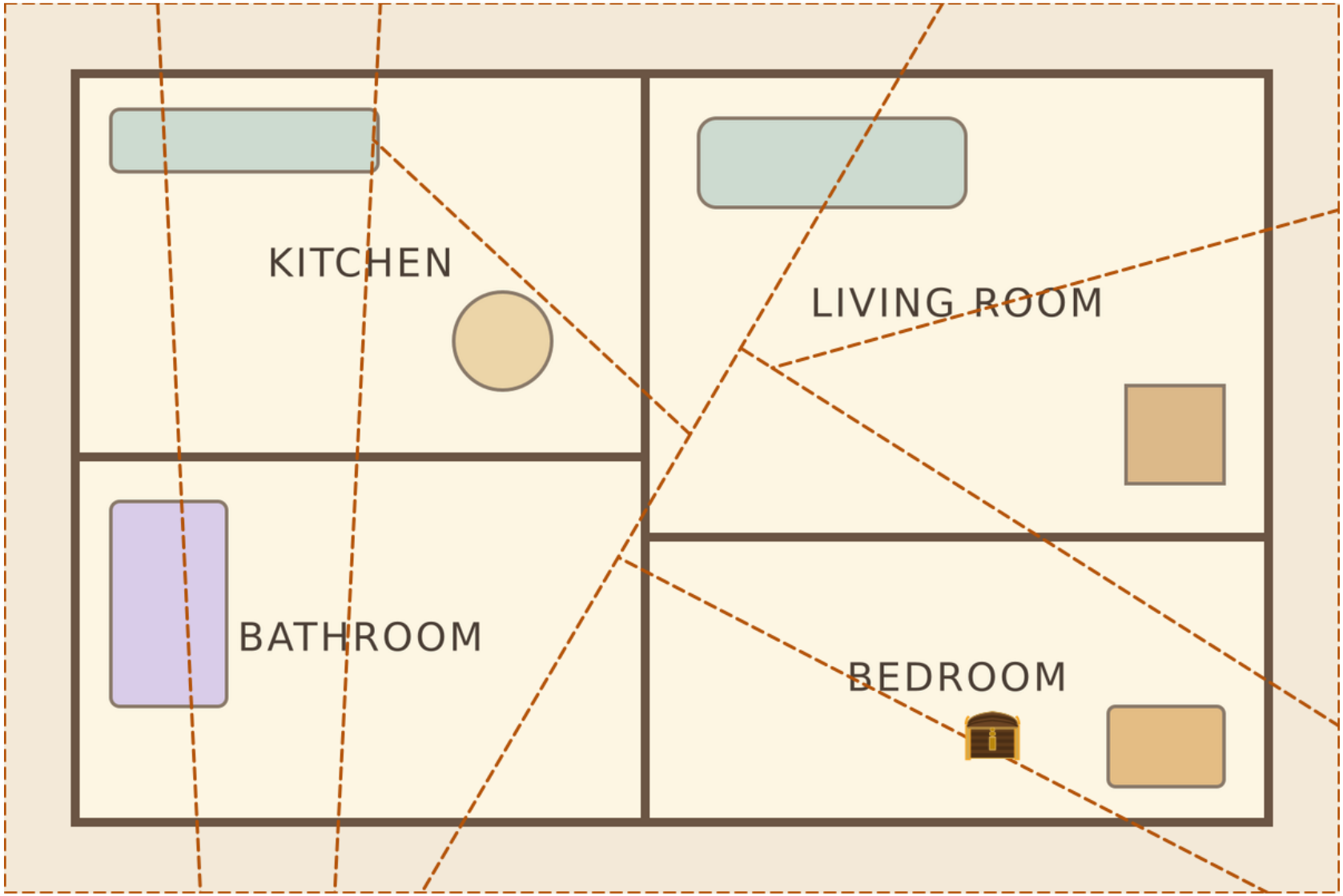

Treasure Map Board

Glue each piece you find onto its shape. Once the map is complete, it shows where the treasure is hidden!

Give this to the kids at the very start of the hunt, with some glue.

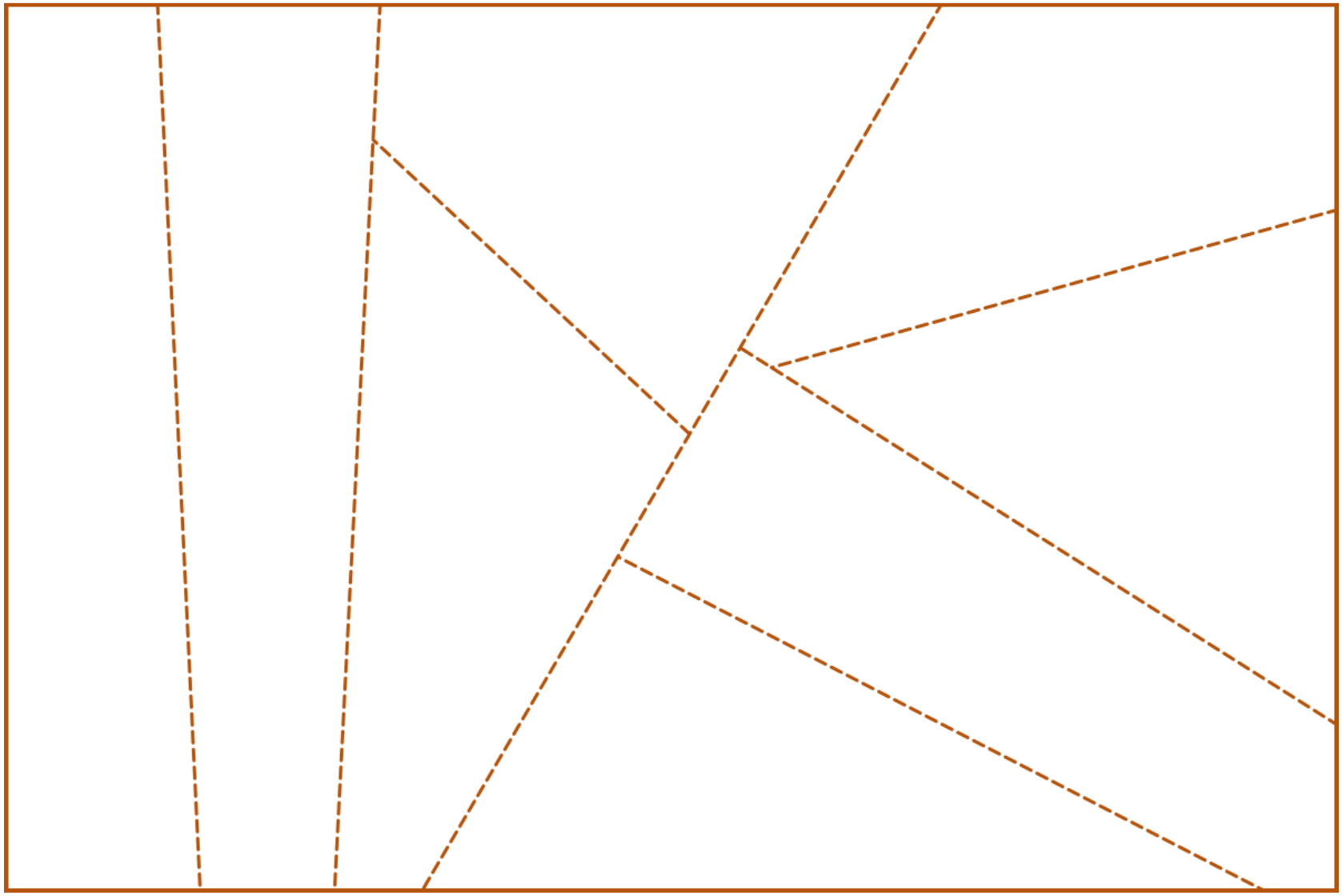

Cutouts

Cut out the cards along the dotted lines, fold them, and put them in a hat or a bowl to draw from.

🎭 Animal Charades

 Cat	 Kangaroo	 Bear	 Rooster
 Elephant	 Giraffe	 Monkey	 Fish
 Penguin	 Chicken		



Dear Siobhan and fellow adventurers,

I am Princess Rosalind of the Enchanted Kingdom, and I have a very special quest for you!

An enchanted treasure is hidden somewhere in my kingdom. To find it, you will need to solve my riddles!

I see you've gathered your friends for this adventure. What a team!

Every riddle you solve will give you a piece of the royal map. Put all the pieces together, and the treasure will be yours!

Here is your first enchanted riddle. Solve it to find the first piece of the royal map!

Be brave, and may the magic guide you!

Princess Rosalind

The Rainbow Hunt

Challenge 1/8

The grown-up says a color: run and bring back something that color!

Rules:

- The grown-up says one color
- Pick something easy to carry
- Bring back something that color

Score sheet — The grown-up calls out a color, and the kids bring back something of that color:

#	Color called	Kids who found one	Done
1	.....	.... / 5	☐
2	.....	.... / 5	☐
3	.....	.... / 5	☐
4	.....	.... / 5	☐
5	.....	.... / 5	☐
6	.....	.... / 5	☐
7	.....	.... / 5	☐
8	.....	.... / 5	☐
9	.....	.... / 5	☐
10	.....	.... / 5	☐

☐ **Challenge complete!** *The organizer checks this box, then tells the kids the next hiding spot (see the guide).*

Animal Charades

Challenge 3/8

Pick a slip and act out the animal in the picture. You can make the animal's sound! Everyone else has to guess.

Rules:

- The actor picks a slip without showing anyone
- No timer: take all the time you need
- The challenge is complete when every animal has been guessed
- You can make the animal's sound to help
- Everyone else shouts out guesses

Score sheet — The others guess the animal being acted out:

#	Name	Animal guessed by the group	Right	Wrong
1	Siobhan	.....	☐	☐
2	José	.....	☐	☐
3	Siobhan	.....	☐	☐
4	José	.....	☐	☐
5	Siobhan	.....	☐	☐
6	José	.....	☐	☐
7	Siobhan	.....	☐	☐
8	José	.....	☐	☐
9	Siobhan	.....	☐	☐
10	José	.....	☐	☐

Score: __ / 10

☐ **Challenge complete!** *The organizer checks this box, then tells the kids the next hiding spot (see the guide).*

Rosalind's Maze

Riddle 4/8

Go through the maze from the entrance (red arrow) to the exit (bottom right). Write down the letters you pass on your way, in order!

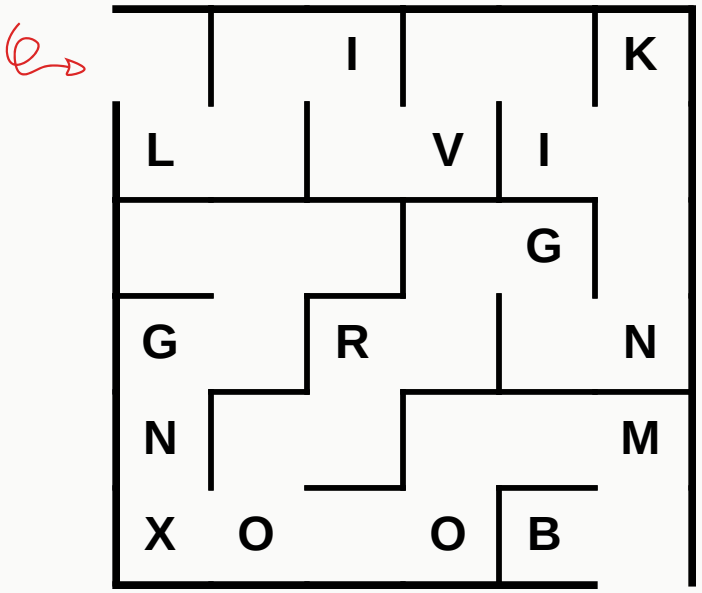

Watch out: some trick letters are not on the right path!

Secret word (10 letters):

Find the secret word, then look for the map piece in that spot!

The Mystery Bag

Challenge 5/8

Reach into the mystery bag and guess what you're touching, without peeking!

Rules:

- Each child touches ONE object
- Say what you think it is
- The challenge is complete if at least half of the objects are guessed
- No peeking in the bag!
- You get 2 guesses

Answer sheet — Write down what you think you touched:

#	Child's answer (object guessed)	Right	Wrong
1	.....	☐	☐
2	.....	☐	☐
3	.....	☐	☐
4	.....	☐	☐
5	.....	☐	☐
6	.....	☐	☐
7	.....	☐	☐
8	.....	☐	☐
9	.....	☐	☐
10	.....	☐	☐

Score: ___ / 10

☐ **Challenge complete!** *The organizer checks this box, then tells the kids the next hiding spot (see the guide).*



All the pieces

of the map are here!

Siobhan, you're almost there!

You've found every piece of the royal map!

It's amazing what you and your team have done!

Put the map back together to see where the enchanted treasure is hidden!

Princess Rosalind



Congratulations!

Dear Siobhan,

What a magical adventure! You were so brave, and you found the enchanted treasure!

I am so proud of all of you. You are the bravest team in the whole kingdom!

See you soon for more royal adventures!

Princess Rosalind

***

Adventurer Diplomas

A personalized diploma for every player. Hand them out at the end of the scavenger hunt to celebrate all the adventurers!

Made with ♥ by kidilab .com


Diploma
SCAVENGER HUNT CHAMPION
Name: Siobhan
Date: May 22, 2027
Made with ♥ by kidilab .com

***

Party Invitations

4 personalized invitations to print and hand out to your guests. Cut out each card along its edges.

Made with ♥ by kidilab .com


Invitation
Dear José,
Siobhan needs your help to find the enchanted treasure of Princess Rosalind! Put on your crown or your armor and come take on all the challenges in this royal scavenger hunt.
Join us on Saturday, May 22, 2027
from 2:30 PM to 5:30 PM!
12 Maple Street, Springfield
Please RSVP by May 15, 2027
Contact: Claire - (555) 010-0123
Made with ♥ by kidilab .com


Invitation
Dear brave adventurer,
Siobhan needs your help to find the enchanted treasure of Princess Rosalind! Put on your crown or your armor and come take on all the challenges in this royal scavenger hunt.
Join us on Saturday, May 22, 2027
from 2:30 PM to 5:30 PM!
12 Maple Street, Springfield
Please RSVP by May 15, 2027
Contact: Claire - (555) 010-0123
Made with ♥ by kidilab .com